



National hazard icons - design guidelines

Last updated: Oct 2020


Colour palette




Hazard yellow
C 3 M 7 Y 91 K 0
R 251 G 224 B 50
HEX # fbe032



Hazard orange
C 0 M 65 Y 100 K 0
R 255 G 121 B 0
HEX # ff7900



Hazard red
C 9 M 100 Y 100 K 2
R 214 G 0 B 28
HEX # d6001c



Black
C 0 M 0 Y 0 K 100
R 0 G 0 B 0
HEX # 000000



White
C 0 M 0 Y 0 K 0
R 255 G 255 B 255
HEX # ffffff

As per the National Framework, the hazard icons appear in 3 escalating tiers.

Black must always be used to outline the triangle in which the icon appears in.

In yellow and orange tiered icons:

Black must always be used as the primary icon fill colour. White may be used sparingly as a secondary colour.

In red tiered icons:

White must always be used as the primary icon fill colour. Red may be used sparingly as a secondary colour.


National hazard icons

Last updated: Oct 2020

Fire



Storm



Flood



Cyclone



Heat



Other

